

Data Analysis Report

Temperature and Humidity Over Time

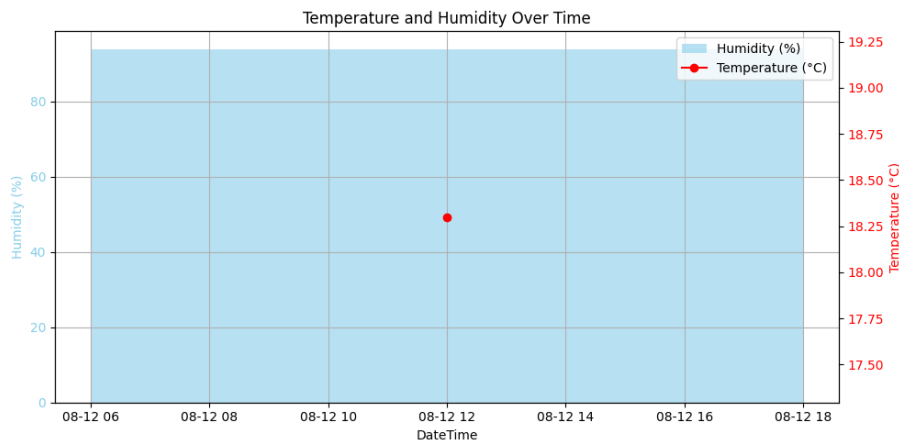


Figure 1: Temperature and Humidity Over Time

Lorem ipsum dolor sit amet, consectetur adipiscing elit, sed do eiusmod tempor incididunt ut labore et dolore magna aliqua.

Arrivals Over Time

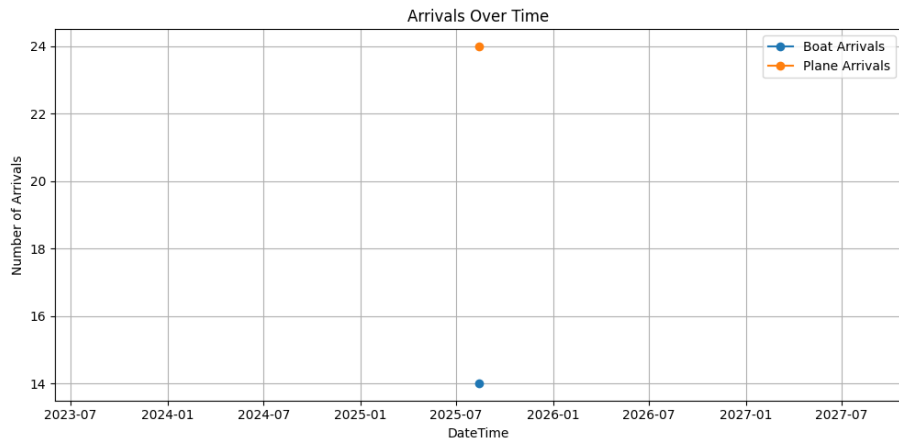


Figure 2: Arrivals Over Time

Ut enim ad minim veniam, quis nostrud exercitation ullamco laboris nisi ut aliquip ex ea commodo consequat.

Arrivals Over Time With Prediction

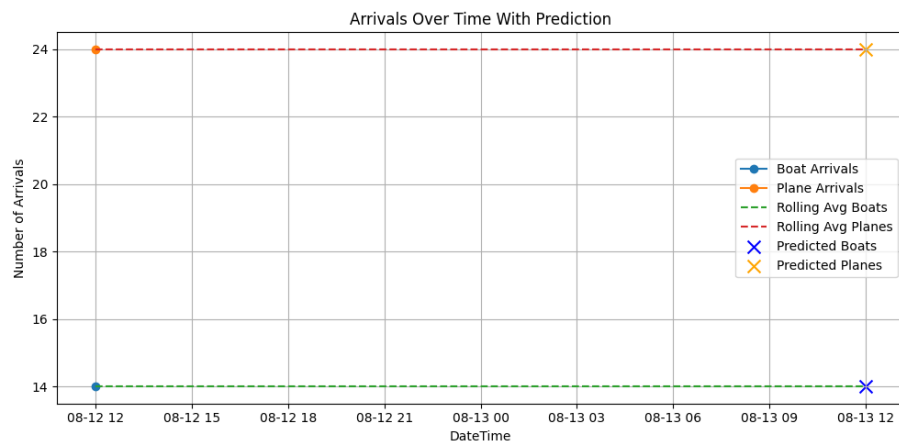


Figure 3: Arrivals Over Time With Prediction

Duis aute irure dolor in reprehenderit in voluptate velit esse cillum dolore eu fugiat nulla pariatur.

Popular Origins of Boats and Planes by Region

Vivamus vel porttitor nisi. In vehicula lectus ut magna molestie, a vehicula nunc ultricies.

Conclusion

Pellentesque facilisis neque non turpis faucibus, a ornare lorem condimentum.

Ut in suscipit dolor, consectetur ornare lectus. Praesent blandit aliquet felis auctor molestie.

Report generated at: Tue Aug 12 12:00:14 WEDT 2025

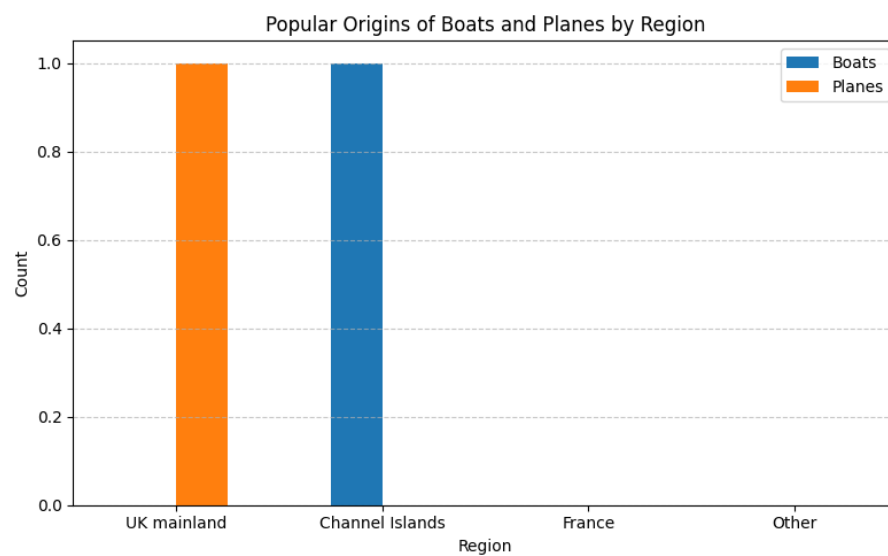


Figure 4: Popular Origins of Boats and Planes